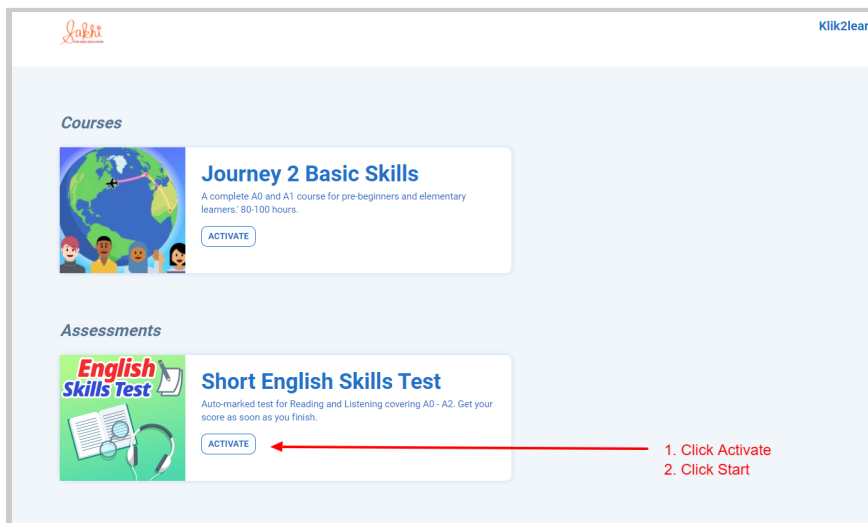


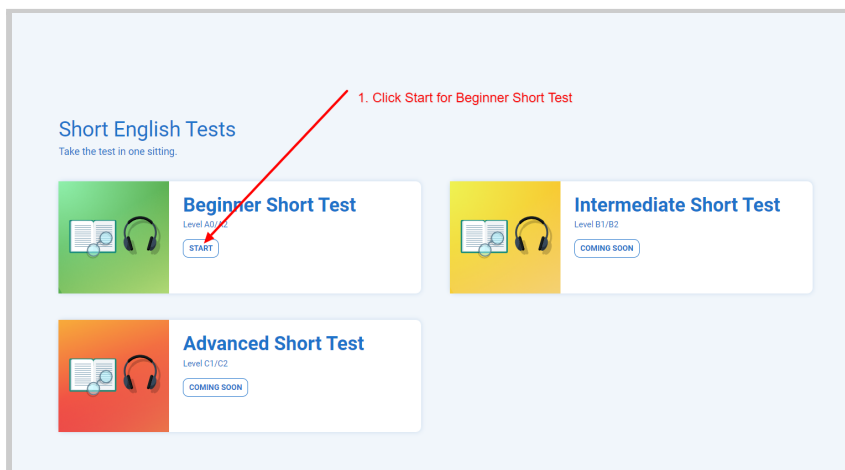
How to take the English Skills Test

Login to the Hub: <https://edu.klik2learn.com/>

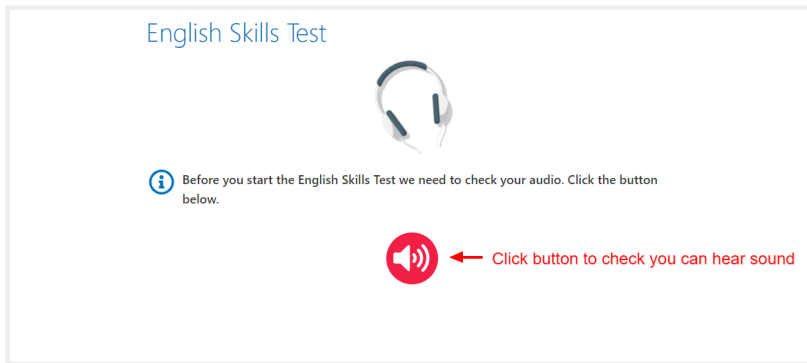
1. Click **'Activate'** on the Short English Skills Test.
2. Click **'Start'**.



3. Click **'Start'** on the Short Beginner Test.

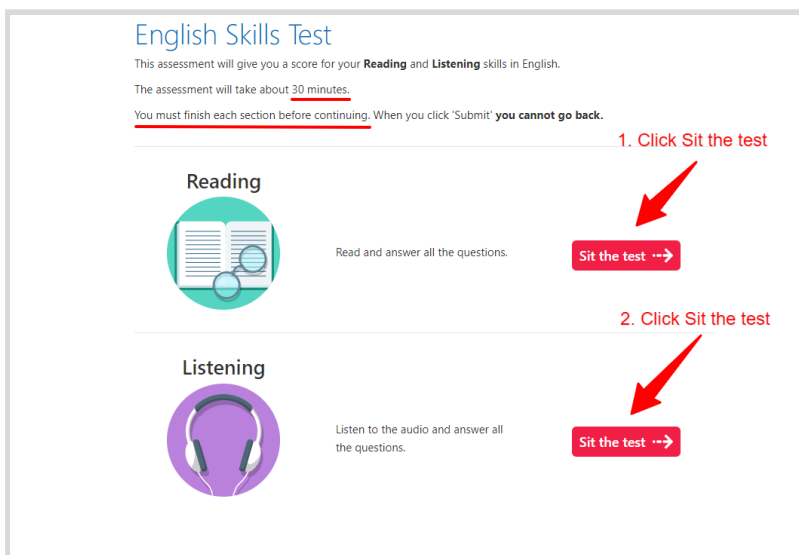


- Click on the **red** button. To check your audio.

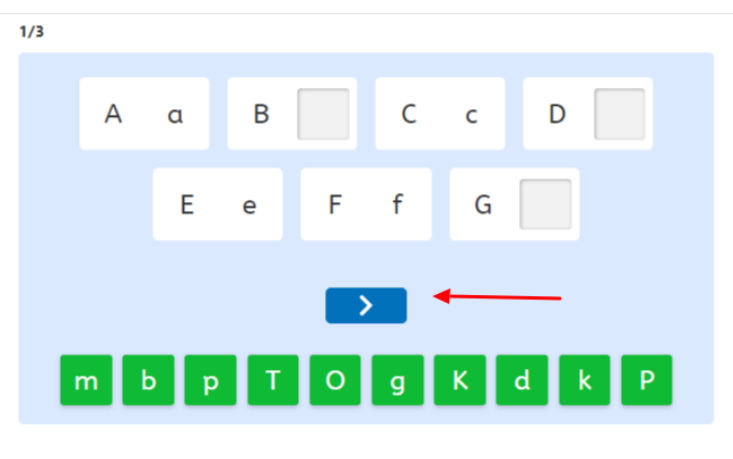


Reading Section

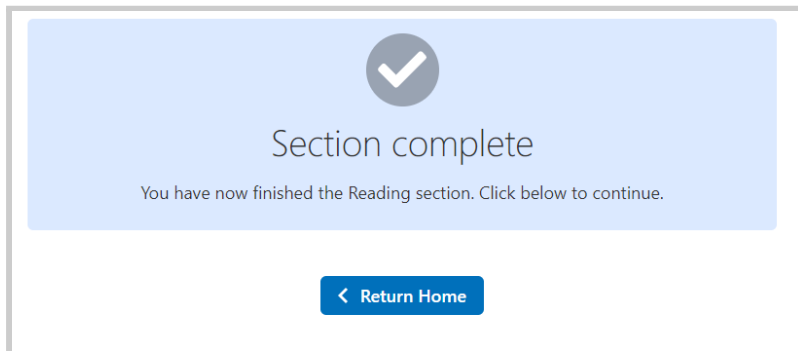
- Sit the **Reading** section of the test first. Click the **red** button to begin the test.



- Watch the animation.
- Use the **blue** button to continue to the next page of the test.



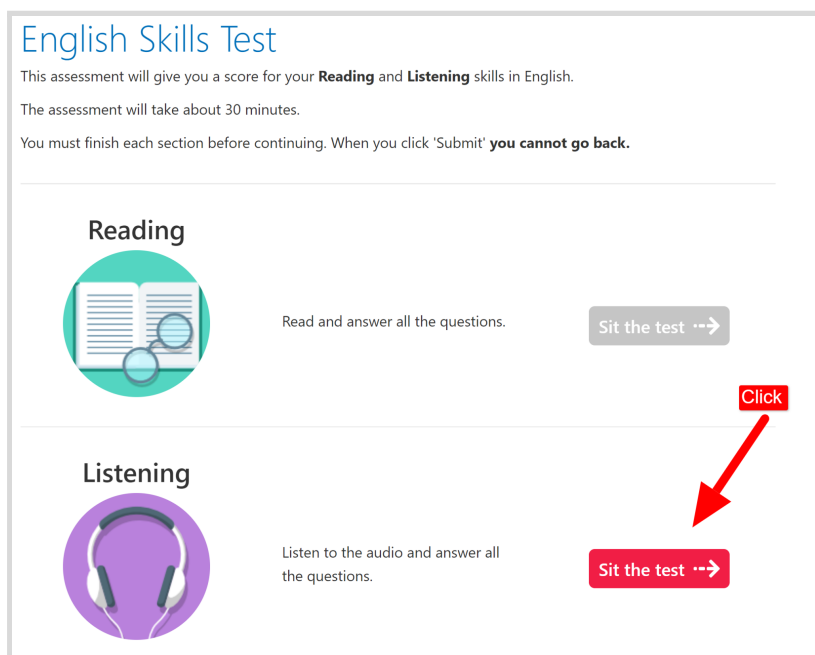
8. After the Reading section is complete, you will be directed to this screen:



Click **blue** < **Return Home button** after section complete.

Listening Section

9. To start the listening section click on **red** 'Sit the test' button



10. You will then start the test and be given instructions.

Click on the **red** button to hear the sound.

1/3

1. Click red button to hear word

2. Type in word

What's your ?

Where are you ?

Where do you ?

Are you ?

>

11. Once you have written your answers, click the **blue** button to continue:



12. When you finish you will get a score for your English level.

The Image below is an example of a student receiving band 2 level.

English Skills Test

This assessment will give you a score for your **Reading** and **Listening** skills in English.

Assessment Complete

Well done! You have completed the English Skills Test. Here's how you did:

Reading: You scored 44/59	Listening: You scored 9/42
--	---

Overall: 53/101

You are in:

Band 2

Want to improve your score? You can do the English Skills Test as many times as you want.

OK